



National Taipei University of Technology

# Smart Electricity Billing System Top Up Machine User Manual



合創數位科技股份有限公司



1. Before using it, make sure there is a balance in the card.



Please go to the convenience store to top up your card. At least NT\$100 !

Top-up service providers

 **OK mart**  **FamilyMart**

 **萊爾富**  **7-ELEVEN**



## 2. Make payment at the machine

Please go to the KIOSK machine to make payment.

The minimum payment amount is NT\$100.  
Please make sure there is enough balance  
in the card!






## Instructions for using the machine



## Machine User Interface



Place the card on the card reader of the machine.









The default password is 88888, a total of five 8.







# Machine Function Interface

Room Number : A0101  
Name : test

 Payment	 Balance Query	 Password Change
 Records Query	 Power On	 Refund



Payment



Balance  
Query



Password  
Change



Records  
Query



Power On



Refund

Room Number : A0101  
Name : test  
System Balance : 15.0

Choose PayValue

\$100	\$400
\$200	\$500
\$300	\$600

1. Pay to use the smart electricity billing system through the student ID card.
2. Payment amount options are 100 / 200 / 300 / 400 / 500 / 600.
3. The maximum payment limit of the system is 1000. (If there is any change, it will be based on the school's policy.)  
(If the sum of the payment and system amounts is greater than 1000, a notification that the payment limit has been exceeded will pop up, and payment cannot be made.)



Payment



Balance Query



Password Change



Records Query



Power On



Refund

## Balance Inquiry

Room Number : A0101

Name : test

System Balance : 0.0

OK

Query the balance of the smart electricity billing system.





- Payment
- Balance Query
- Password Change**
- Records Query
- Power On
- Refund

### Password Change

Please enter the original password

Please set a new password

Please re-enter a new password

1	2	3	←
4	5	6	Accept
7	8	9	
C	0		

Please change your password when you get your student ID card for the first time.



Payment



Balance  
Query



Password  
Change



Records  
Query



Power On

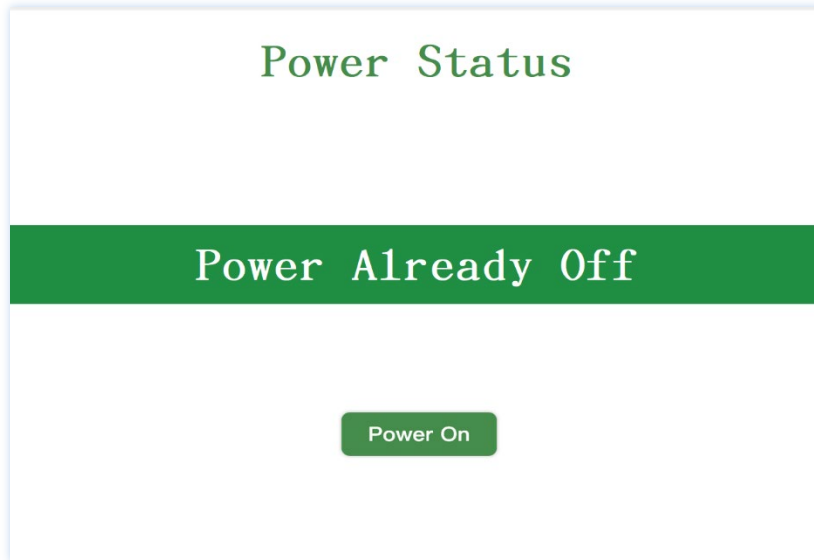



Refund

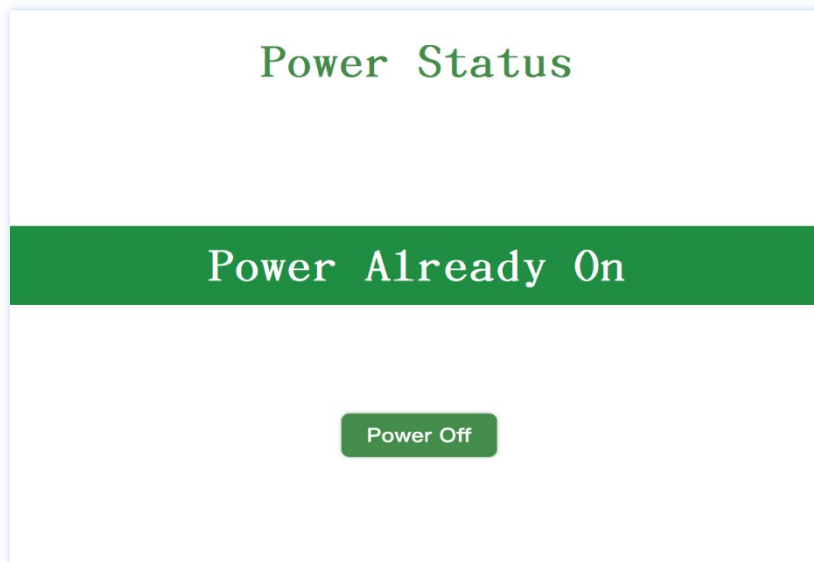

## Record Inquiry

Payment Records	Use Records			
		Time	Debit	Remark
		2023-08-22 19:03:30	10	Refund
		2023-08-22 18:58:39	10	Stored
		2023-08-22 18:54:15	10	Refund
		2023-08-22 18:53:00	10	Stored
		2023-01-07 09:19:24	100	Stored
		2022-12-03 20:20:24	100	Refund
		2022-12-03 20:12:06	100	Stored
		2022-12-03 20:11:56	300	Stored

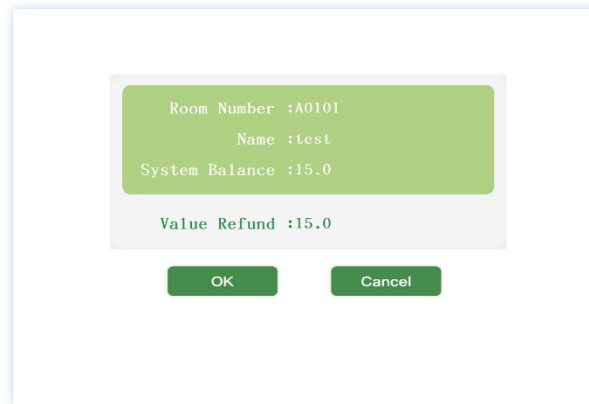
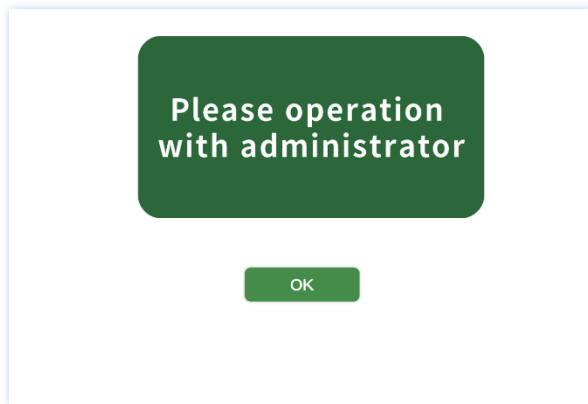

Smart electricity billing system payment records inquiry  
Smart electricity billing system use records inquiry



The power of the dormitory can be turned on directly through this function.

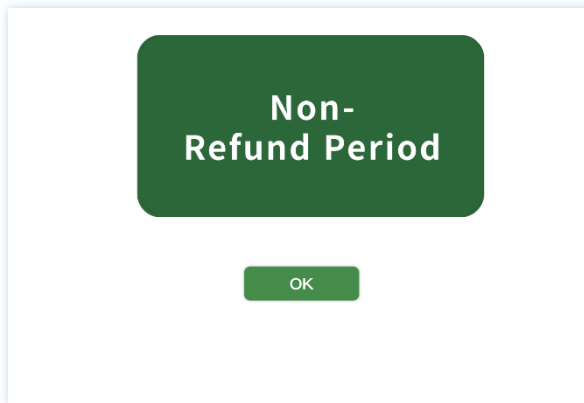



The power of the dormitory can be turned off directly through this function.



Refund period: The balance of the smart electricity billing system will be refunded to the student ID card.

- (1) Refunds must be made within the refund period.
- (2) Refunds must be handled by the administrator.



Non-refund period: The balance of the smart electricity billing system will be refunded to the student ID card.

- (1) If it is during a non-refund period, it will be displayed that the current period is a non-refund period.